

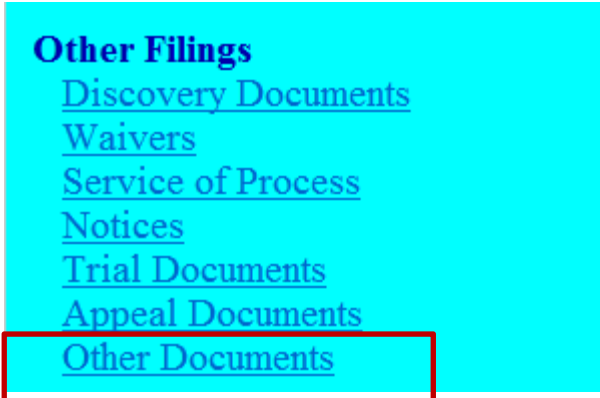
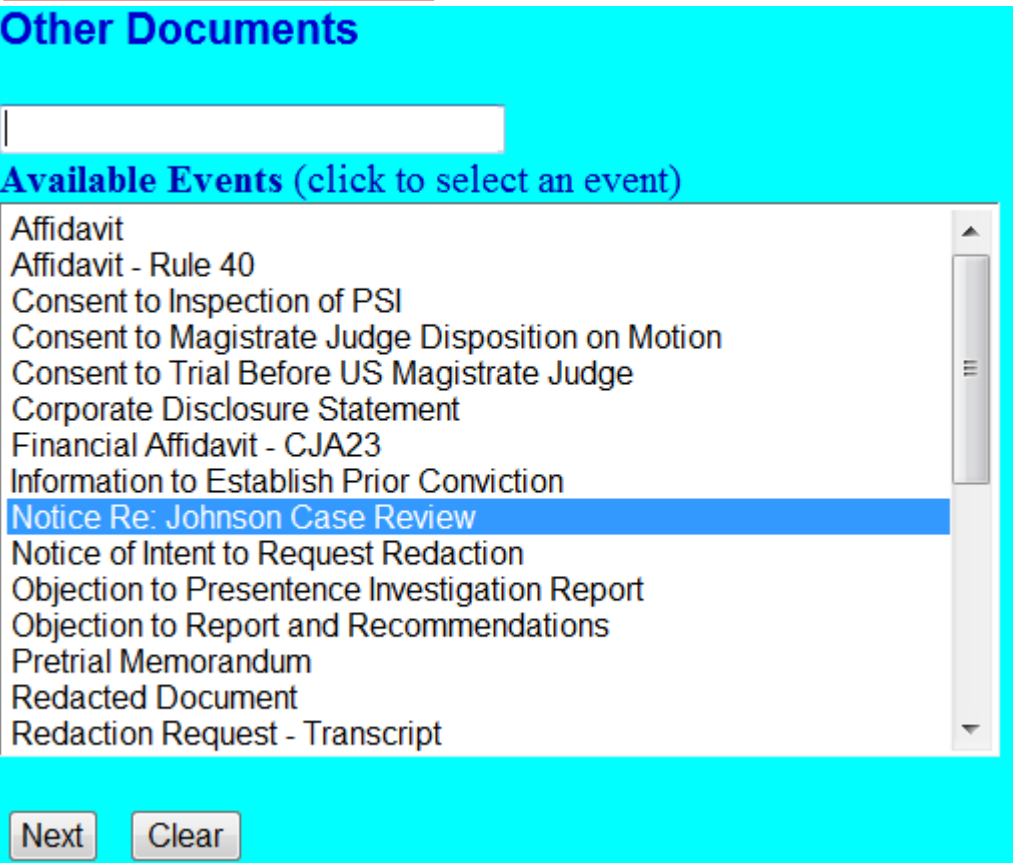
Filing a Notice Re: Johnson Case Review

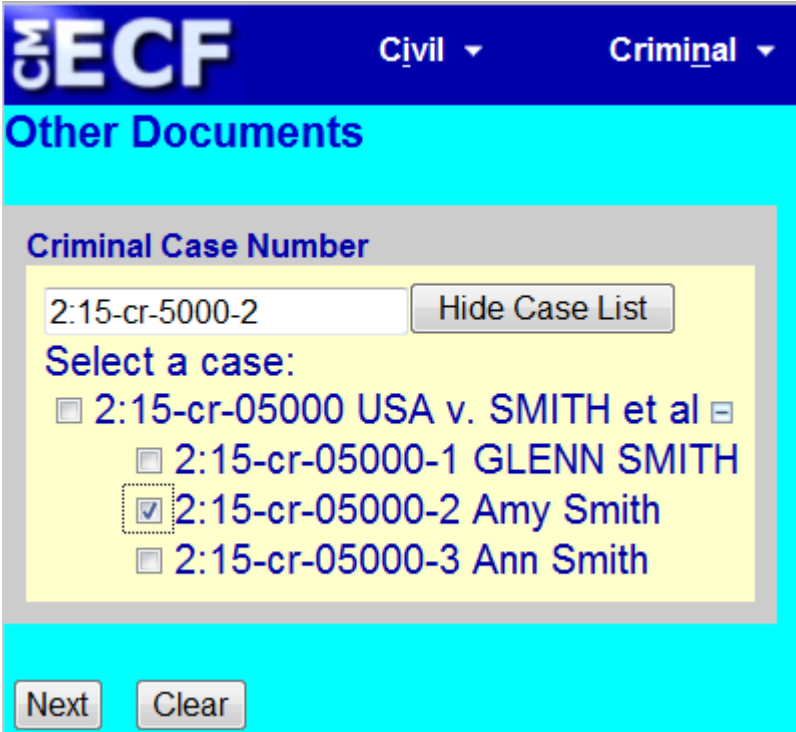


Background

The following will assist you in filing a *Notice Re: Johnson Case Review* in CM/ECF.



Procedure

Once you have logged into CM/ECF:

Step	Screen
1. Click on the Criminal tab. Then click on Other Documents.	
2. Click on the Notice Re: Johnson Case Review and click the Next button.	

Step	Screen
<p>3. Enter the case and select the appropriate defendant and click the Next button.</p>	
<p>4. Click the Next button.</p>	
<p>5. Click the Next button.</p>	

Step	Screen
<p>6. You must make a selection before proceeding.</p>	
<p>7. If you are going to file a habeas action based on a <i>Johnson</i> claim then select Yes.</p> <p>If you are not filing an action, select No. Click the Next button.</p>	
<p>8. Click the Next button.</p>	

Step	Screen
<p>9. This is the last screen before you submit it to ECF.</p> <p>Be sure that the event is being filed in the appropriate case and click the Next button.</p>	
<p>10. This is the final step, the Notice of Electronic Filing (NEF).</p> <p>Print a copy of this notice and mail it to the defendant.</p>	
<p>11. Need Assistance</p>	<p>If you need assistance with this process, please call the Clerk's office.</p>